

Sansui[®]

SANSUI ELECTRIC COMPANY LIMITED · 14-1, 2-CHOME, IZUMI, SUGINAMI-KU, TOKYO, JAPAN

1969

STEREO *Sansui*[®]

Sansui electronic products have a worldwide reputation for sound engineering, superb styling and superior performance.

As an audio-only specialist, Sansui puts the last of these characteristics — performance — above all other manufacturing goals in building each receiver, speaker system, turntable and headphone set that carries the Sansui name. This uncompromising emphasis on performance has given Sansui — model for model — the finest line of stereo equipment in the world.

In looking at the models appearing on the following pages, you will see this dedication reflected in many ways:

Receivers

In lower distortion figures, higher damping factors, wider dynamic ranges, higher sensitivity and better selectivity for each tuner, amplifier and tuner-amplifier.

Speaker systems and Headphone set

In exclusive features such as the 12 db crossover network with tap-type controls and pipe-duct bass reflex enclosures found in Sansui speakers; the transient stability, balance and low distortion found in the SS-2 stereo headphone set.

Turntable






In the flawless characteristics of wow, hum, rumble, flutter and speed accuracy found in Sansui's SR-4040BC two-speed manual turntable.

One important thing to remember about Sansui is that the performance figures given

for each model are not necessarily that model's best. For instance, a model rated at 100 watts provides a minimum output power of 100 watts; a model that has distortion figure of 0.5% provides a maximum of 0.5% distortion at all listening levels.

Another point to remember is that Sansui builds each product from first to last. Starting from the power transformer — the very heart of a good receiver — only the finest parts are used to assure a complete uniformity in quality. Finally, each product has been checked and re-checked by the finest electronic measuring instruments to assure top performance before shipment.

These are only a few reasons why Sansui electronic products can be independently used as components with the world's finest stereo systems, and why the optimum in sound reproduction is guaranteed when used in an all-Sansui component system.





5000

AM/FM Multiplex Stereo Tuner Amplifier
FET and IC Circuitry. Solid State 180 Watts

Sansui's most powerful all transistorized tuner amplifier for the stereo enthusiast who demands the very best money can buy. From the latest FET and IC front end for increased FM sensitivity and selectivity, to the ability to handle up to three speaker systems and four tape recorders at the same time, the 5000 combines more features preferred by experts than any other receiver in the world. Among them: 180 watts in power output, a bandwidth from 15 to 30,000Hz with a distortion factor of less than 0.8% at all power levels, double tuning meters for more accurate tuning, a Stereo Only selector for selecting stereo broadcasts exclusively, 75 and 300 ohms antenna inputs, double volume control and many others. Plus functional black dial window styling.

SPECIFICATIONS

Amplifier Section

Music Power (IHF): 180watts \pm 1db at 4 Ω
Continuous Power: 75.75watts \pm 1db at 4 Ω
Harmonic Distortion: less than 0.8% at rated output

Power Bandwidth (IHF): 15–30,000Hz at 8 Ω
Input Sensitivity (For Rated Output):
Phono: 2.5 mV \pm 3 db
Tape Head: 2.0 mV \pm 3 db
Aux: 150 mV \pm 3 db
Tape Monitor (Pin): 200 mV \pm 3 db
Tape Monitor (DIN): 200 mV \pm 3 db
Hum and Noise (Below Rated Output):
Volume Minimum: better than 80 db
Phono: 65 db Aux: 70 db
Damping Factor: 15 and 50 at 8 Ω
FM Tuner Section
Frequency Range: 88–108MHz
Sensitivity: 1.4 μ V \pm 3 db (20 db quieting)
1.8 μ V \pm 3 db (IHF)
Selectivity: better than 50 db at 98 MHz
Capture Ratio: 1.5 db (IHF)
FM Stereo Separation: better than 35 db
AM Tuner Section
Frequency Range: 535–1,605KHz
Sensitivity (IHF): 15 μ V \pm 3 db at 1 MHz
Selectivity: better than 20 db at 1 MHz
Transistors: 55 FET: 1 and IC: 4
Diodes: 40 Varistors: 4 SCR: 1
Power Voltage: 100, 117, 220 and 240V,
50 or 60 Hz
Power Consumption: 210VA (max.)
Dimensions (excluding rubber feet)
4 $\frac{3}{8}$ "H \times 17 $\frac{1}{4}$ "W \times 14 $\frac{1}{2}$ "D
Weight: 29 lbs.



3000A

AM/FM Multiplex Stereo Tuner Amplifier
Solid State 130 Watts


No other receiver in the 130 watts class offers as much in precision and performance as this striking solid state. With a distortion factor that never exceeds 0.8% at any listening levels and a wide power bandwidth from 20 to 40,000 Hz, the 3000A is capable of driving the finest stereo components money can buy. Some of its many features include the most advanced stereo switching matrix system ever developed, a stereo separation figure of better than 35 db, a protector circuit that functions in microseconds and A—B Speaker switches for use with one or two sets of speaker systems. For control; stereo, protector, tuning, and function indicator lamps are provided. Other features include high-low cut filters, separate channel bass and treble controls, balance control, muting, mode, tape monitor and loudness switches, and an attractively designed front panel.

SPECIFICATIONS

Amplifier Section

Music Power (IHF): 130 watts \pm 1 db at 8 Ω

Continuous Power: 48/48 watts \pm 1 db at 8 Ω
 Harmonic Distortion: less than 0.8% at rated output
 Power Bandwidth (IHF): 20—40,000Hz at 8 Ω
 Input Sensitivity:
 Phono: 2.5 mV
 Tape Head: 1.8 mV
 Aux: 180 mV
 Tapa Monitor (Pin): 150 mV
 Tape Monitor (DIN): 150 mV
 Hum and Noise (IHF):
 Phono: 70 db
 Aux: 75 db
 Damping Factor (IHF): 15 at 8 Ω
FM Tuner Section
 Frequency Range: 88—108MHz
 Sensitivity: 1.4 μ V \pm 3 db (20 db quieting)
 Sensitivity: 1.8 μ V \pm 3 db (IHF)
 Selectivity: better than 50 db at 98 MHz
 Capture Ratio: 2.7 db (IHF)
 FM Stereo Separation: better than 35 db
AM Tuner Section
 Frequency Range: 535—1,605 KHz
 Sensitivity (IHF): 15 μ V \pm 3 db
 Transistors: 53
 Diodes: 46
 Power Voltage: 100, 117, 220 and 240V, 50 or 60Hz
 6 $\frac{3}{4}$ "H \times 18 $\frac{3}{4}$ "W \times 15"D
 Weight: 34.4 lbs.



2000

AM/FM Multiplex Stereo Tuner Amplifier
Solid State 100 Watts


The world's first truly compact receiver of Sansui quality capable of full 100 watts in music power and sheer fringe area sensitivity. FM reception has taken a bold step forward with the introduction of a new FET frontend, 5 IF stages and 4 limiters. Other features include a 3-stage AGC for unequalled selectivity under the strongest signal condition, both 75 Ω and 300 Ω FM input antenna terminals, two AC outlets and a two system speaker selector. Push-button Mono, Reverse, Loudness, Muting and Tape Monitoring controls. All functions are illuminated behind the model's black front face dial window for complete control. Distortion factor: less than 0.8% at all listening levels.

SPECIFICATIONS

Amplifier Section

Music Power (IHF): 100 watts ± 1 db at 4 Ω
 Continuous Power: 36/36 watts ± 1 db at 4 Ω
 Harmonic Distortion: less than 0.8% at rated output
 Power Bandwidth (IHF): 20–40,000Hz at 8 Ω
 Input Sensitivity:
 Phono: 2.2mV

Tape Head: 2.0mV
 Aux: 150 mV
 Tape Monitor (PIN): 150 mV
 Tape Monitor (DIN): 150 mV
 Hum and Noise (IHF):
 Phono: 70 db
 Aux: 75 db
 Damping Factor: 24 at 8 Ω
FM Tuner Section
 Frequency Range: 88–108MHz
 Sensitivity: 1.4 μ V ± 3 db (20 db quieting)
 Sensitivity: 1.8 μ V ± 3 db (IHF)
 Selectivity: better than 50 db at 98 MHz
 Capture Ratio: 2.5 db (IHF)
 FM Stereo Separation: better than 35 db
AM Tuner Section
 Frequency Range: 535–1,605MHz
 Sensitivity (IHF): 15 μ V ± 3 db
 Transistors and FET: 50
 Diodes: 35
 Thermistor: 1
 SCR: 1
 Power Voltage: 100, 117, 220 and 240V ; 50 or 60 Hz
 Power Consumption: 60 VA no signal; 150 VA max.
 4 $\frac{1}{8}$ "H \times 16 $\frac{1}{8}$ "W \times 13 $\frac{1}{4}$ "D
 Weight: 26.5 lbs.



1000A

AM/FM Multiplex Stereo Tuner Amplifier
Tube-type 100 Watts


The latest power tubes and push-pull output amplifier combine to give the 1000A a distortionless output up to 80 watts and a maximum music power of 100 watts. The head amplifier utilizes a transistor circuit for a gain three times larger and a S N ratio far superior to conventional tube-type amplifiers. Power bandwidth range is from 20 to 20,000 Hz and the distortion factor a low 1% at 1000 Hz. A two-stage noise limiter, muting circuit, advanced switching matrix and stereo indicator help to put the 1000A into the studio class of stereo equipment. Other features include a center channel output terminal, presence, loudness, high-and low-cut filters, tape monitor input and headphone jack.

SPECIFICATIONS

Amplifier Section

Music Power (IHF): 100 watts \pm 1 db
Continuous Power: 40/40 watts \pm 1 db
Harmonic Distortion: less than 1% at rated output
Power Bandwidth (IHF): 35-15,000Hz
Input Sensitivity:
Phono 1: 0.06 mV (by matching trans.)

Phono 2: 1.5 mV
Tape Head: 1.5 mV
Mic: 1.8 mV
Aux 1: 65 mV
Aux 2: 110 mV
Hum and Noise (IHF):
High Level Input: 90 db
Low Level Input: 70 db
Damping Factor: 9.5
Output Impedence: 8 Ω and 16 Ω
FM Tuner Section
Frequency Range: 88-108MHz
Sensitivity: 1.0 μ V \pm 3 db (20 db quieting)
Sensitivity: 1.8 μ V \pm 3 db (IHF)
FM Stereo Separation: better than 35 db
AM Tuner Section
Frequency Range: 535-1,605KHz
Sensitivity (IHF): 5.0 μ V \pm 3 db
Tubes: 21
Transistors: 4
Diodes: 16
Power Voltage: 100, 117, 220 and 240V; 50 or 60 Hz
Power Consumption: 180 VA max.
5 $\frac{1}{2}$ "H \times 17 $\frac{3}{8}$ "W \times 14 $\frac{3}{8}$ "D
Weight: 44.7 lbs.



800

AM/FM Multiplex Stereo Tuner Amplifier
Solid State 70 Watts

This attractive solid state introduces a whole new performance standard for receivers in the medium power range. With a new FET frontend for increased FM sensitivity, input terminals for both 75 and 300 ohm antennas, and an FM channel separation figure of better than 35db, it is perhaps the finest performing FM receiver ever made under 100 watts.

Its audio characteristics are also superb—a power bandwidth from 20 to 40,000Hz, distortion factor of less than 1% at rated output and damping factor of 60 at 8 ohms. Other features include short-free output terminals for two complete speaker systems, a new type of noise canceler, automatic FM mono stereo switching with indication and the latest black window design.

SPECIFICATIONS

Amplifier Section

Music Power (IHF): 70 watts \pm 1db at 4 Ω
Continuous Power: 28 28 watts \pm 1db at 4 Ω

Harmonic Distortion: less than 1.0% at rated output
Power Bandwidth (IHF): 20–35,000Hz at 8 Ω
Input Sensitivity:
Phono: 2.2mV \pm 3db
Aux: 150mV \pm 3db
Tape Monitor (Pin): 150mV \pm 3db
Tape Monitor (DIN): 150mV \pm 3db
Hum and Noise (IHF):
Phono: 70db
Aux: 70db
Damping Factor: 60 at 8 Ω

FM Tuner Section

Frequency Range: 88–108MHz
Sensitivity: 2 μ V \pm 3db (20db quieting)
Sensitivity: 2.8 μ V \pm 3db (IHF)
Selectivity: better than 45db
Capture Ratio: 3db (IHF)
FM Stereo Separation: better than 35db

AM Tuner Section

Frequency Range: 535–1,605KHz
Sensitivity (IHF): 22 μ V \pm 3db at 1,000KHz
Transistors and FET: 36
Diodes: 20 Varistor: 6
Power Voltage: 100, 117, 220 and 240V; 50 or 60Hz
Power Consumption: 18VA (zero signal)
110VA (max. signal)

Dimensions (without knobs, rubber stands and bar antenna): 4 $\frac{1}{2}$ "H \times 15 $\frac{1}{8}$ "W \times 13 $\frac{1}{8}$ "D
Weight: 23.1lbs.



350

AM/FM Multiplex Stereo Tuner Amplifier
Solid State 46 Watts

With most of the same design and performance features of the larger Sansui 800, this model is the most complete receiver available anywhere under 50 watts. For better FM performance, it too, features an FET and 3-gang capacitor frontend. In addition to improved FM sensitivity and selectivity (S/N ratio of better than 50db), the 350's FM section provides channel separation of better than 30db. At home within a wide 30 to 20,000Hz power bandwidth, the 350 keeps distortion below a negligible 1% and features a damping factor of 34 at 8 ohms. Other large receiver features include an ability to power up to two speaker systems, to operate off both 75 and 300 ohm antennas, and automatic FM mono stereo switching.

SPECIFICATIONS

Amplifier Section

Music Power (IHF): 46 watts ± 1 db at 8 Ω
 Continuous Power: 18 18 watts ± 1 db at 8 Ω
 Harmonic Distortion: less than 1.0% at rated output
 Power Bandwidth (IHF): 30 - 20,000Hz at 8 Ω

Input Sensitivity (For Rated Output):

Phono: 2.2mV ± 3 db
 Aux: 150mV ± 3 db
 Tape Monitor (Pin): 150mV ± 3 db
 Tape Monitor (DIN): 150mV ± 3 db
 Hum and Noise (IHF)
 Phono: 60db
 Aux: 65db
 Damping Factor: 34 at 8 Ω

FM Tuner Section

Frequency Range: 88 - 108MHz
 Sensitivity: 2.5 μ V ± 3 db (20db quieting)
 3 μ V ± 3 db (IHF)
 Selectivity: better than 45db
 FM Stereo Separation: better than 30db

AM Tuner Section

Frequency Range: 535 - 1,605KHz
 Sensitivity (IHF): 25 μ V ± 3 db at 1MHz
 Selectivity: better than 20db at 1MHz
 Transistors and FET: 31
 Diodes: 21
 Varistors: 4

Power Voltage: 100, 117, 220 and 240V; 50 or 60Hz
 Power Consumption: 40VA (zero signal)
 90VA (max. signal)

Dimensions (without knobs, rubber stands and bar antenna)

4 1/2"H x 15 3/8"W x 13 1/8"D
 Weight: 19.5lbs.



250

AM/FM Multiplex Stereo Tuner Amplifier
Tube-type 22 Watts


Even at a modest 22 watts, Sansui engineering has made the Model 250 a completely self-contained unit with Multiplex tuner and amplifier all in one. Like Sansui's larger tube model, the 1000A, Model 250 incorporates the latest push-pull connection of super wide-band transformers with high-performing multi-unit tubes 6BM8, an advanced silicon transistor head amplifier, plus a newly designed NF circuit for a power bandwidth from 35 to 15,000 Hz, a 22 watt power output and a distortion factor of only 1.5%. The 250 has also been provided with the latest multiplex circuit for a stereo separation figure of 35 db.

A tape recording terminal, tape monitoring circuit, center channel output terminal, headphone jack, loudness compensation control, noise filter and automatic tuning eye put the 250 far out in front of similar sized and priced receivers.

SPECIFICATIONS

Amplifier Section

Music Power (IHF): 22 watts \pm 1 db
 Continuous Power: 10/10 watts
 Harmonic Distortion: less than 1.5% at rated output
 Power Bandwidth (IHF): 35–15,000Hz
 Input Sensitivity:
 Phono: 3 mV
 Aux: 150 mV
 Tape Monitor: 660 mV
 Hum and Noise (IHF):
 Phono: 65 db
 Aux: 70 db
 Output Impedance: 8 Ω and 16 Ω
FM Tuner Section
 Frequency Range: 88–108MHz
 Sensitivity: 2.5 μ V \pm 3 db (20 db quieting)
 Sensitivity: 4.0 μ V \pm 3 db (IHF)
 FM Stereo Separation: better than 35 db
AM Tuner Section
 Frequency Range: 535–1,605KHz
 Sensitivity (IHF): 30 μ V \pm 3 db
 Tubes: 16
 Transistors: 2
 Diodes: 10
 Power Voltage: 100, 117, 220 and 240V; 50 or 60 Hz
 Power Consumption: 115 VA max.
 5 $\frac{3}{8}$ "H \times 17 $\frac{3}{8}$ "W \times 12 $\frac{3}{8}$ "D
 Weight: 28.2 lbs.



220

AM/FM/SW Stereo Tuner Amplifier
Tube-type 22 Watts

Similar to the Sansui Model 250 in size, looks and performance characteristics, this model features an additional radio band in place of a multiplex circuit.

It is ideal for places where stereo broadcasting facilities are not available.

In addition to regular AM and FM bands, the 220 offers worldwide radio pick-up capabilities with a shortwave band frequency range from 3.5 to 10 MHz.

Compact with 12 tubes, two transistors and six diodes. Special FM AFC control for stable FM reception, tape monitor, mode, loudness and noise filter controls.

This model has also been provided with a multiplex terminal for fast and convenient connection with a multiplex adaptor if desired.

SPECIFICATIONS

Amplifier Section

Music Power (IHF): 22 watts ± 1 db
 Continuous Power: 10/10 watts ± 1 db
 Harmonic Distortion: less than 1% at rated output
 Power Bandwidth (IHF): 35-15,000Hz
 Input Sensitivity:

Phono: 3 mV

Aux: 150 mV

Tape Monitor: 660 mV

Hum and Noise (IHF):

Phono: 65 db

Aux: 70 db

Output Impedance: 8 Ω and 16 Ω

FM Tuner Section

Frequency Range: 88-108MHz

Sensitivity: 2.5 μ V (S/N 20 db quieting)

Sensitivity: 4.0 μ V (IHF)

MW Tuner Section

Frequency Range: 535-1,605KHz

Sensitivity (IHF): 30 μ V ± 3 db

SW Tuner Section

Frequency Range: 3.5-10MHz

Sensitivity (IHF): 40 μ V ± 3 db

Tubes: 12

Transistors: 2


Diodes: 6

Power Voltage: 100, 117, 220 and 240V; 50 or 60 Hz

Power Consumption: 106 VA max.

5 $\frac{1}{2}$ "H \times 17 $\frac{1}{4}$ "W \times 12 $\frac{3}{8}$ "D

Weight: 27.1 lbs.



AU111

Stereo Control Amplifier Tube-type 96 Watts

One of the finest tube-type control amplifiers ever built, Model AU-111 employs top 6L6GC power tubes and class AB₁ amplifying system with fixed bias for stereo power up to 40 watts \times 2 and less than 0.8% in distortion. Power bandwidth ranges from 20 to 20,000 Hz. Negative feedback is used in all amplification circuits for top frequency response and a higher S/N ratio. For added versatility, the AU-111 can be used as both a pre- and main-amplifier. Other advanced features include a 4-way adjustable tone range system, super wide-band output transformers, two center channel output terminals, and a complete range of accessory circuits including tape equalizer, CR feedback type low- and high-cut filters, loudness and presence controls, tape monitor and many others.

SPECIFICATIONS

Main Amplifier Section

Music Power (IHF): 96 watts \pm 1 db at 8 Ω
 Continuous Power: 45 45 watts \pm 1 db at 8 Ω
 Harmonic Distortion: less than 0.8% at rated output
 Power Bandwidth (IHF): 20-20,000 Hz at 8 Ω

IM Distortion: (50-5,500 Hz) 0.8%

Hum and Noise (IHF):

Phono: 70 db

Aux: 80 db

Output Impedance: 8 Ω and 16 Ω

Damping Factor: 15

Pre Amplifier Section

Input Sensitivity:

Phono 1: 0.06 mV with A-604 (3.5 Ω) installed
 0.2 mV with A-603 (30 to 100 Ω) installed

Phono 2: 2 mV

Tape Head: 1.8 mV

Tuner: 220 mV

Aux: 220 mV

Tape Monitor: 200 mV

Pre Amplifier Output: 2.1 V

Center Channel Output: 11.5 V

Tone Selector Low: 1 Defeat, 2 fo=250 Hz,
 3 fo=500 Hz

Tone Selector High: 1 Defeat, 2 fo=5 KHz,
 3 fo=2.5 KHz

Tubes: 12

Transistors: 2

Diodes: 3

Power Voltage: 100, 117, 220 and 250V; 50 or 60 Hz

Power Consumption: 280 VA max.

6 $\frac{1}{8}$ "H \times 18 $\frac{1}{8}$ "W \times 13 $\frac{3}{8}$ "D

Weight: 54 lbs.



AU777 TU777

Stereo Control Amplifier Solid State 70 Watts
AM/FM Multiplex Stereo Tuner FET Circuitry

These two handsome components introduce Sansui's most powerful and professional separate amplifier-tuner system. Each has been designed and built for complete compatibility in its internal engineering as well as its external styling. The AU-777 delivers a total power output of 70 watts, an exceptionally wide 20 to 50,000Hz bandwidth, and a distortion factor that never exceeds 0.5%. For truly professional performance, both of its pre- and main amplifiers are designed for independent usage in a multi-channel system. Four output and seven input circuits enable it to power the most extensive stereo system. The matching TU-777 incorporates the latest FET circuitry in its front end for increased FM sensitivity and selectivity, while its unique round tuning dial enables easier and more precise tuning.


SPECIFICATIONS AU-777

Music Power (IHF): 70 watts ± 1 db at 8 Ω
Continuous Power: 30/30 watts ± 1 db at 8 Ω
Harmonic Distortion: less than 0.5% at rated output

Power Bandwidth (IHF): 20–50,000Hz at 8 Ω
IM Distortion: (60; 7,000Hz) 0.8%
Hum and Noise (IHF): 100db at rated output
Damping Factor: 24 at 8 Ω
Input Sensitivity:
Phono 1: 2mV (47K Ω) Phono 2: 2mV (100K Ω)
Tape Head Fast: 1.5mV Tape Head Slow: 1.3mV
Aux 1: 140mV Aux 2: 140mV Tape Monitor: 140mV
Transistors: 26 Diodes: 13
Power Voltage: 100, 117, 220 and 240V, 50 or 60Hz
Power Consumption: 165VA max.
Dimensions: 6 $\frac{1}{8}$ "H \times 17 $\frac{1}{8}$ "W \times 13 $\frac{1}{8}$ "D Weight: 27.1lbs.

SPECIFICATIONS TU-777

FM Section
Frequency Range: 88–108 MHz
Sensitivity: 1.4 μ V ± 3 db (S/N 20db, quieting)
1.8 μ V ± 3 db (IHF)
Harmonic Distortion: less than 0.8%
Signal to Noise Ratio: better than 65db
Selectivity: better than 50db
Capture Ratio: 2.5db (IHF)
AM Section
Frequency Range: 535–1,605KHz
Sensitivity: 15 μ V ± 3 db (20db S/N, at 1,000KHz)
Semiconductor: 28 Transistors.
1 FET and 24 diodes
Power Voltage: 100, 117, 220 and 240V, 50 or 60Hz
Power Consumption: 10VA
Dimensions: 6 $\frac{1}{8}$ "H \times 13 $\frac{1}{8}$ "W \times 13 $\frac{1}{8}$ "D Weight: 17.1lbs.



AU555 TU555

Stereo Control Amplifier Solid State 60 Watts
AM/FM Multiplex Stereo Tuner FET Circuitry

This striking separate stereo system offers most of the professional performance features of the larger AU/TU-777 system, but with an even greater degree of compactness. Special all-silicon circuitry allows the AU-555 amplifier to perform throughout a wide 20 to 30,000Hz bandwidth and still hold the distortion factor down to a negligible 0.5%. Extremely versatile, it features independent pre- and main amplifier sections, four outputs and seven inputs, plus a 4-position speaker selector. The TU-555 tuner weighs less than 9 lbs, features FET circuitry for new standards in FM reception, and offers completely automatic stereo switching while maintaining a high 35db in stereo separation.

SPECIFICATIONS AU-555

Music Power (IHF): 60 watts ± 1 db at 4 Ω
 Continuous Power: 25/25 watts ± 1 db at 4 Ω
 Harmonic Distortion: less than 0.5%
 IM Distortion (60Hz; 7,000Hz): less than 0.8%
 Power Bandwidth: 20—30,000Hz at 8 Ω
 Hum and Noise (IHF): better than 100db
 Damping Factor: 12 and 45 at 8 Ω

Input Sensitivity:
 Phono 1: 2mV (47K Ω) Phono 2: 2mV (100K Ω)
 Tape Head (19cm/s): 1.5mV (200K Ω)
 Aux 1: 200mV (100K Ω) Aux 1: (Mic): 3.8mV (10K Ω)
 Aux 2: 140mV (100K Ω)
 Tape Monitor: 150mV (100K Ω)
 Transistor: 22 Diode: 6 Thermistor: 4 S.C.R.: 1
 Power Voltage: 100, 117, 220 and 240V, 50 or 60Hz
 Power Consumption: 120VA
 Dimensions: 4 $\frac{3}{8}$ "H \times 15"W \times 10 $\frac{1}{2}$ "D Weight: 17.4lbs.

SPECIFICATIONS TU-555

FM Section
 Frequency Range: 88—108 MHz
 Sensitivity: 2.0 μ V ± 3 db (20db quieting)
 2.5 μ V ± 3 db (IHF)
 Harmonic Distortion: less than 0.8%
 Selectivity: better than 45db
 Capture Ratio: 3.0db (IHF)
 AM Section
 Frequency Range: 535—1,605KHz
 Sensitivity: 20 μ V ± 3 db at 1,000KHz
 IF Rejection: better than 60db at 1,000KHz
 Selectivity: better than 20db at 1,000KHz
 Transistor and FET: 20
 Diode, Varistor and Zener Diode: 21
 Power Voltage: 117, 220 and 240V, 50 or 60Hz
 Power Consumption: 10VA
 Dimensions: 4 $\frac{3}{8}$ "H \times 11 $\frac{1}{2}$ "W \times 11 $\frac{1}{2}$ "D Weight: 8.6lbs.



AU222 TU555

Stereo Control Amplifier Solid State 46 Watts
AM/FM Multiplex Stereo Tuner FET Circuitry

This is the most compact and easiest to buy system in the Sansui AU/TU series. It is also the biggest performing compact system in the world. Capable of a total power output of 46 watts, the AU-222 utilizes silicon transistors in an advanced complementary Darlington SEPP-ITL-OTL circuit for a power bandwidth from 20 to 20,000Hz, a distortion factor of only 0.5% and a signal-to-noise ratio of 80db. The matching TU-555 tuner is the same as used with the larger AU-555 amplifier and, as such, brings the same high level of FM sensitivity and selectivity within reach of the smallest budget.

SPECIFICATIONS AU-222

Music Power (IHF): 46 watts ± 1 db at 8 Ω
 Continuous Power: 18/18 watts ± 1 db at 8 Ω
 Harmonic Distortion: less than 0.8%
 IN Distortion (60Hz: 7,000Hz) less than 0.8%
 Power Bandwidth (IHF): 20–20,000Hz at 8 Ω
 Damping Factor: 20 at 8 Ω
 Hum and Noise (IHF):
 Volume at Minimum: 80db
 Input Sensitivity (for rated output):
 Phono 1: 2mV (47K Ω) Phono 2: 2mV (100K Ω)

Tape Head (19cm/s): 1.5mV (200K Ω)
 Aux 1: 150mV (100K Ω) Aux 2: 150mV (100K Ω)
 Tape Monitor: 150mV (40K Ω)
 Transistor: 18 Diode and Varistor: 6
 Power Voltage: 100, 117, 220 and 240V, 50 or 60Hz
 Power Consumption: 100VA at max. signal
 Dimensions: 4 $\frac{3}{8}$ "H \times 11 $\frac{1}{2}$ "W \times 10 $\frac{1}{2}$ "D Weight: 12.8lbs.

SPECIFICATIONS TU-555

FM Section
 Frequency Range: 88–108 MHz
 Sensitivity: 2.0 μ V ± 3 db (20db quieting)
 2.5 μ V ± 3 db (IHF)
 Harmonic Distortion: less than 0.8%
 Selectivity: better than 45db
 Capture Ratio: 3.0db (IHF)
 AM Section
 Frequency Range: 535–1,605KHz
 Sensitivity: 20 μ V ± 3 db at 1,000KHz
 IF Rejection: better than 60db at 1,000KHz
 Selectivity: better than 20db at 1,000KHz
 Transistor and FET: 20
 Diode, Varistor and Zener Diode: 21
 Power Voltage: 117, 220 and 240V, 50 or 60Hz
 Power Consumption: 10VA
 Dimensions: 4 $\frac{3}{8}$ "H \times 11 $\frac{1}{2}$ "W \times 11 $\frac{1}{2}$ "D Weight: 8.6lbs.



PA100

Hi-Fi Public Address Amplifier 60 Watts

This exceptionally compact all-purpose public address amplifier offers more of the features preferred by experts than any comparably sized component available. Capable of delivering a total music power output of 60 watts, the PA-100 incorporates a Hi-Fi mixing circuit that permits the mixing of three microphones, a record changer and two auxiliary circuits. Inputs for these circuits are located on both the front and rear panels. Each input features its own volume control and indicator lamp. Other outstanding features include independent pre- and main amplifier usage, a transformer that provides five different speaker impedances, a built-in monitor speaker, and a special power transformer that assures stable operation even in remote areas where electrical supply is unstable.

SPECIFICATIONS

Music Power (IHF): 60 watts \pm 1db
 Continuous Power: 40 watts \pm 1db
 Output Impedance: 4, 8, 16, 125 and 250 Ω unbalanced.

Harmonic Distortion: better than 3% at rated output
 Frequency Response: 100–10,000Hz \pm 0, $-$ 3db
 Hum and Noise (at rated output):
 Volume Control at Minimum: better than 70db
 Phono, Mic-1, 2 and 3: better than 60db
 Aux 1 and 2: better than 65db
 Pre-Amplifier Section:
 Input Sensitivity (for rated output):
 Phono (MAG): 2.0mV (50K Ω)
 Mic-1: 0.15mV (600 Ω balanced) Mic-2: 1.3mV (50K Ω)
 Mic-3: 1.3mV (50K Ω)
 Aux-1: 100mV (100K Ω) Aux-2: 100mV (100K Ω)
 Output Voltage (at rated input): 2V
 Harmonic Distortion: better than 0.3% at rated output voltage
 Frequency Response: 20–20,000Hz \pm 1db
 Controls and Switches:
 Bass Control: $+$ 7 db to $-$ 9db at 70Hz
 Treble Control: $+$ 7 db to $-$ 8db at 10,000Hz
 Low Filter: $-$ 6db at 70Hz
 High Filter: $-$ 10db at 10,000Hz
 Power Amplifier Section:
 Input Sensitivity (for rated output): 2V
 Transistor: 21 Diode: 6
 Power Requirements:
 Power Voltage: 100, 117, 220 and 240V, 50 or 60Hz
 Power Consumption: 150VA (max. signal)
 Dimensions: 5 $\frac{1}{8}$ "H \times 17 $\frac{3}{8}$ "W \times 11 $\frac{3}{8}$ "D Weight: 25.3lbs.



CA303

Stereophonic Control/Crossover Amplifier

This professional preamplifier with a built-in crossover unit offers a new dimension in stereo reproduction when used as an intrinsic part of a multi-channel system with Sansui Basic Stereophonic Amplifiers, BA-202 and BA-303. Featuring DC heating and a completely shielded power supply, it accepts no fewer than seven pairs of inputs and is equipped with seven AC outlets. Designed for practically unlimited versatility, the CA-303 has been provided with a 3-position (30K Ω , 50K Ω and 100K Ω) pickup load switch, 3-position high and low filters, 4-position tone selectors, selectable crossover frequencies and tape playback equalization controls. In addition, it offers 100, 1,000 and 10,000Hz testing signals. An ideal performer in a two, three, or even four multi-channel stereo system.

SPECIFICATIONS

Output Voltage: 10V (max.), 2V (rated)
 THD: less than 0.1% (at rated output)
 Frequency Response: 10–50,000Hz \pm 1db
 Hum and Noise (IHF):
 Phono: less than –80db

Aux: less than –90db
 Input Sensitivity and Impedance:
 Mic: 1.5mV, 50K Ω ; 0.15mV, 600 Ω (using matching transformer)


Phono 1: 2.0mV, 30, 50 or 100K Ω
 Phono 2: 2.0mV, 30, 50 or 100K Ω
 Tape Head (7 $\frac{1}{2}$ ips): 1.5mV, 500K Ω
 Tape Head (3 $\frac{3}{4}$ ips): 1.5mV, 500K Ω
 Aux 1: 200mV, 250K Ω Aux 2: 200mV, 250K Ω
 Tape Monitor: 200mV, 250K Ω

Tone Filters:
 Low Filter: attenuates 12db/oct. starting at 30 or 60Hz
 High Filter: attenuates 12db/oct. starting at 7,000 or 12,000Hz

Selectors:
 Tert Frequency: 100, 1,000 and 10,000Hz
 Muting: –20db

Channel Divider:
 Output: 5V (max.) 2V (rated)
 THD: 0.1% (at rated output)
 Cut-off Characteristic: 18db/oct. (can be changed to 12db/oct.)

Cross-over Frequencies: 500Hz, 3,400Hz
 Filter Out: 2 or 3 channels
 Power Supply: 100V, 50 or 60Hz
 Power Consumption: 45VA
 Dimensions: 17 $\frac{1}{8}$ "W \times 6 $\frac{1}{8}$ "H \times 11 $\frac{1}{8}$ "D Weight: 22lbs



BA303 BA202

Basic Stereophonic Amplifiers
60 Watts
26 Watts

These two handsome components have been carefully designed and built for brilliant performance in multi-channel stereo systems. The BA-202 handles midrange and tweeter power requirements, while the BA-303 handles the power requirements of woofers. Both components, when used with a quality Control Amplifier such as the Sansui CA-303, offer the flattest response uniformity and lowest distortion characteristics throughout the entire 20 to 20,000Hz audible frequency range. A few of the advantages of using these components in a multi-channel system are: speakers can be selected from a standpoint of quality only, IM distortion is lower, filter characteristics are better and damping factors are not affected. Both amplifiers are mounted on beautifully finished wooden bases to add to the decor of any stereo system.

SPECIFICATIONS BA-303

Music Power (IHF): 60 watts
Continuous Power: 27/27 watts
Total Harmonic Distortion: less than 0.3% (at rated output 30—15,000Hz)

less than 0.5% (at rated output 20—20,000Hz)
IM Distortion: less than 0.7%
Frequency Response: 15—50,000Hz ± 1 db
Channel Separation: better than 60db at rated output
Hum and Noise: better than -80db below rated output
Sensitivity: 0.9V ± 3 db
Input Impedance: 100K Ω Output Impedance: 8, 16 Ω
Damping Factor: 1, 2, 4, 8, 15 and 30 ± 3 db (8 Ω load)
1.5, 3, 6, 12, 23 and 45 ± 3 db (16 Ω load)
Power Requirements: 100, 117, 220 and 240V,
50 or 60Hz
Power Consumption: 360VA (max. signal)
Dimensions: 7 $\frac{1}{4}$ "H \times 17"W \times 13 $\frac{1}{2}$ "D Weight: 58.5lbs.

SPECIFICATIONS BA-202

Music Power (IHF): 26 watts
Continuous Power: 11/11 watts
Total Harmonic Distortion: less than 0.5%
IM Distortion: less than 1.0% at rated output
Frequency Response: 20—50,000Hz ± 1 db
Channel Separation: 60db at rated output
Hum and Noise: 70db at rated output
Input Sensitivity (for rated output): 0.6V ± 3 db (250K Ω)
Load Impedance: 8, 16 Ω
Damping Factor: 20 for 16 Ω load
Power Requirements: 100, 117, 220 and 240V,
50 or 60Hz
Power Consumption: 150VA max.
Dimensions: 5 $\frac{3}{8}$ "H \times 13 $\frac{1}{2}$ "W \times 10 $\frac{3}{8}$ "D Weight: 31lbs



SR4040BC

Two-Speed Manual Turntable

Sansui audio engineering reaches its highest levels with the SR-4040BC as a 4-pole synchronous motor and advanced direct belt-drive system combine to provide speed constancy that never wavers more than 0.08%.

Sound reproduction also reaches new levels of purity with the SR-4040BC's low-mass tubular tonearm and Sansui's high-compliance moving coil cartridge.

Special features include a 2-piece turntable, hydraulic cuing device, stylus pressure direct reading scale, precision finished polyurethane endless belt, inter-locking belt protection device and many others.

SPECIFICATIONS

Turntable: Two-piece platter; 12" outer platter of cast zinc base alloy, 5½ lbs. 8" inner platter of cast aluminum alloy, 1½ lbs.
Drive Motor: 4-pole synchronous capacitor—starting
Tonearm: Static-balanced tubular type
Speeds: 33⅓ and 45 r.p.m.
Speed Change: Push-button selector which shifts belt
Cartridge: Moving-coil, with built-in boosting transformer

Stylus Pressure: 1.5—2 grams
Tracking Error: less than ±1°
Signal to Noise Ratio: better than 46 db
Wow and Flutter: less than 0.08%
Frequency Response: 15—20,000 Hz
Output Balance: less than 1.0 db
Output Voltage: 4 mV at 1,000 Hz, 50mm/sec.
Power Voltage: 100, 117, 220 and 240V; 50 or 60 Hz
Power Consumption: 15 VA
Accessory Equipment: Oil-damped arm lifter, controlled by power switch. Stylus pressure direct reading counter-weight. Subweight, compensating for cartridge weight. Anti-Howling Insulators. Interchangeable plug-in shell.
 6¾"H × 20¾"W × 15½"D
Weight: 24.4 lbs.



SR3030BC

Two-Speed Manual Turntable

A completely professional two-speed turntable incorporating many of the exclusive features of Sansui's SR-4040BC, including the direct belt-drive system and unique anti-howling insulators. Compare its performance figures with those of the SR-4040BC. You'll see that they are minor, and more than offset by the savings this precision component offers. One of the larger differences between the two is the SR-3030BC's unique Inside Force Canceller, a weight device that opposes the tonearm's natural tendency to cut inward. This mechanism checks this tendency for more accurate tracking. The SR-3030BC is an ideal component for use in any medium to large stereo system.

SPECIFICATIONS

Turntable: 12¼" diameter aluminum alloy diecast turntable
 Drive Motor: 4-pole hysteresis synchronous capacitor-starting motor
 Power Requirement: 100V 20VA, 117V 19VA, or 230V (usable 200 to 240V) 18VA, 50 or 60Hz

Speed: 33⅓ and 45r.p.m.
 Signal-to-Noise Ratio: better than 45db
 Wow and Flutter: less than 0.09%
 Tonearm: Static-balanced type tubular arm.
 Tracking Error: less than ±1°
 Stylus Pressure: 0 to 2.5 grams (direct reading gram-scale with ½-gram markings)
 Cartridge: induced-magnet type
 Frequency Response: 15–20,000Hz
 Output Balance: less than 1.5db
 Channel Separation: better than 30db at 1,000Hz
 Output Voltage: 5mV
 Standard Load Resistance: 50KΩ
 Standard Stylus Pressure: 1.5 to 2.0 grams
 Stylus Compliance: 17 × 10⁻⁶cm/dyne
 Stylus: 0.5mils diamond spherical
 Accessory Equipment: Oil-damped arm lifter controlled by the power switch lever. Stylus pressure direct-reading scale.
 Subweight for use with exceptionally heavy cartridges.
 Interchangeable plug-in headshell.
 Wood base: Walnut open-pore finish with molded acrylic dust cover
 Dimensions: 6⅞"H × 20½"W × 14¾"D
 Weight: 18.7lbs.



SR2020BC

Two-Speed Manual Turntable

Sansui's most economical turntable, the SR-2020BC has been designed for use in any medium to small stereo system. It brings many of the refinements of Sansui's higher quality turntables within the price range of everyone: the direct belt-drive system, the quality tubular type static-balanced tonearm, the unique hydraulic cuing device, and many others. Featuring a large aluminum cast double rimmed platter and an induced magnetic type cartridge, the SR-2020BC brings a whole new standard of performance into the inexpensive turntable field.

SPECIFICATIONS

Turntable: Aluminum alloy diecast double rim platter, 12" in outer diameter, weight 2.4lbs
 Drive Motor: 4-pole hysteresis synchronous capacitor-starting motor
 Power Requirement: 100V 20VA, 117V 19VA, or 230V (usable 200 to 240V) 18VA, 50 or 60Hz
 Speed: 33 $\frac{1}{3}$ and 45r.p.m.
 Signal-to-Noise Ratio: better than 45db
 Wow and Flutter: less than 0.1%

Speed-Change: speeds are changed by pushing a speed selector which shifts the belt.
 Tonearm: static-balanced tubular arm.
 Tracking Error: less than $\pm 1^\circ$
 Stylus Pressure: 0 to 2.5 grams (direct reading gram-scale with $\frac{1}{2}$ -gram markings)
 Cartridge: induced magnet type
 Frequency Response: 15-20,000Hz
 Output Balance: less than 1.5db
 Channel Separation: better than 30db at 1,000Hz
 Output Voltage: 5mV
 Standard Load Resistance: 50K Ω
 Standard Stylus Pressure: 1.5 to 2 grams
 Stylus Compliance: 17×10^{-6} cm/dyne
 Stylus: 0.5 mils diamond spherical
 Accessory Equipment: Delay-motion oil-damped arm lifter which is controlled by the power switch lever. Stylus pressure direct reading weight. Subweight for compensation the weight of cartridge used. Plug-in spare headshell. Anti-howling insulators.
 Wood Base: Walnut open-pore finish with molded acrylic dust cover
 Dimensions: 7"H \times 20 $\frac{1}{2}$ "W \times 14 $\frac{3}{8}$ "D
 Weight: 17.6lbs.



SP2000 SP300

4-Way, 70 Watts
3-Way, 50 Watts


These are Sansui's largest and most powerful speaker systems. Together, they represent the world's most creative electronic engineering as well as the highest standards of woodworking craftsmanship. The SP-300 utilizes four speakers—including an unprecedented 12-inch, eight-magnet woofer—for a new dimension in sound purity. The SP-2000, a 4-way, six-speaker system, is Sansui's most powerful system. It was created especially for the enthusiast who demands nothing less than the very best money can buy.

SPECIFICATIONS SP-2000

Speakers: 12" cone type woofer, 6½" type midrange, 4½" type midrange, two 2" horn tweeters and a 1½" super horn tweeter.
Maximum Input: 70 watts
Input Impedance: 8Ω
Frequency Response: 35–20,000Hz
Crossover: 1,500, 5,000 and 10,000Hz
Crossover Network: 12db per octave
Dimensions: 25¼"H×14¼"W×12"D
Weight: 45.2lbs.

SPECIFICATIONS SP-300

Speakers: 12" cone type woofer, horn type midrange with built-in driver unit, and two square horn tweeters.
Maximum Input: 50 watts
Input Impedance: 8Ω
Frequency Response: 30–20,000Hz
Crossover: 1,000 and 6,000Hz
Crossover Network: 12db per octave
Dimensions: 27¼"H×18"W×16¼"D
Weight: 78.5lbs.



SP200 SP100

3-Way, 40 Watts
3-Way, 25 Watts


Both of these handsome speaker systems are already established favorites among discriminating stereo enthusiasts worldwide. As quality 3-way systems, they are designed for pure, uncompromised high-fidelity stereo reproduction when used in medium-to-large powered stereo systems. Both feature specially designed woofers, midranges and tweeters that have been carefully positioned to take maximum advantage of Sansui's pipe-duct reflex enclosure.

SPECIFICATIONS SP-200

Speakers: 12" cone type woofer, two 5" cone type midranges and two 2" horn type tweeters
Maximum Input: 40 watts
Input Impedance: 8 Ω
Frequency Response: 35–20,000Hz
Crossover: 1,500 and 5,000Hz
Dimensions: 25 $\frac{1}{4}$ "H \times 15 $\frac{1}{8}$ "W \times 12 $\frac{1}{2}$ "D
Weight: 40.6lbs.

SPECIFICATIONS SP-100

Speakers: 10" cone type woofer, 5" cone type midrange and 2" horn type tweeter
Maximum Input: 25 watts
Input Impedance: 8 Ω
Frequency Response: 45–20,000Hz
Crossover: 1,500 and 5,000Hz
Dimensions: 24 $\frac{1}{8}$ "H \times 14 $\frac{3}{8}$ "W \times 11 $\frac{3}{4}$ "D
Weight: 34.6lbs.



SP50 SP30

2-Way, 25 Watts
2-Way, 20 Watts

These are two of the finest compact speaker systems made today. Together, they represent a major breakthrough in speaker design and performance. Each offers a frequency response range and an input capacity far out of proportion to its compact size. Each features Sansui's exclusive pipe-duct bass reflex enclosure, special damping material and distinctive handcarved fretwork grilles.

SPECIFICATIONS SP-50

Speakers: 8" cone type woofer and 2" horn tweeter
Maximum Input: 25 watts
Input Impedance: 8Ω
Frequency Response: 50—20,000Hz
Crossover: 7,000Hz
Dimensions: 19 $\frac{3}{4}$ "H × 12 $\frac{3}{4}$ "W × 9 $\frac{3}{4}$ "D
Weight: 19.8lbs.

SPECIFICATIONS SP-30

Speakers: 6 $\frac{1}{2}$ " cone type woofer and 2" horn tweeter
Maximum Input: 20 watts
Input Impedance: 8Ω
Frequency Response: 50—20,000Hz
Crossover: 7,000Hz
Dimensions: 16 $\frac{1}{8}$ "H × 10 $\frac{1}{8}$ "W × 7 $\frac{3}{8}$ "D
Weight: 9.9lbs.



The Sansui SS-2 is a moving coil type headphone with excellent transient stability from 20 to 18,000 Hz, top L/R balance characteristics and a high damping factor. It utilizes specially developed cone paper with high radiation characteristics for exceptional low-frequency reproduction. Distortion at 1 mW is less than 1%; output sound pressure is lower than 1 dB. Completely adjustable and softly finished in vinyl-chloride for wearing comfort. With a 3-phase voltage plug, the SS-2 can be used with amplifiers of varying wattages.

SS2

Stereo Headphone

SPECIFICATIONS

Type: moving-coil
Impedance: 8 Ω
Frequency Response: 20 - 18,000 Hz
Distortion: less than 1% at 1 mW input
Input Power: 1 mW
Max. Rated Power Input: 500 mW
Cone-Paper Diameter: 70 mm
Cord Length: 6'
Weight: 12.6 oz.

87 WAYS TO BUILD SANSUI

AMPLIFIERS	SPEAKERS				TURNTABLES			HEADPHONE						
5000/180W	SP-2000 70W	SP-300 50W	SP-200 40W					SR-4040BC	SR-3030BC	SR-2020BC	SS-2			
3000A/130W	SP-2000 70W	SP-300 50W	SP-200 40W	SP-100 25W				SR-4040BC	SR-3030BC	SR-2020BC	SS-2			
2000/100W	SP-2000 70W	SP-300 50W	SP-200 40W	SP-100 25W				SR-4040BC	SR-3030BC	SR-2020BC	SS-2			
1000A/100W	SP-2000 70W	SP-300 50W	SP-200 40W	SP-100 25W				SR-4040BC	SR-3030BC	SR-2020BC	SS-2			
400/60W		SP-300 50W	SP-200 40W	SP-100 25W	SP-50 25W						SR-4040BC	SR-3030BC	SR-2020BC	SS-2
500A/50W			SP-200 40W	SP-100 25W	SP-50 25W	SP-30 20W					SR-4040BC	SR-3030BC	SR-2020BC	SS-2
250/22W				SP-100 25W	SP-50 25W	SP-30 20W					SR-4040BC	SR-3030BC	SR-2020BC	SS-2
220/22W				SP-100 25W	SP-50 25W	SP-30 20W					SR-4040BC	SR-3030BC	SR-2020BC	SS-2

From the eight basic Tuner Amplifiers listed here, there are no fewer than 87 different possible ways to build a fully compatible all-Sansui stereo system. Match the 5000 receiver

with any one of 3 speaker systems or with any one of 3 turntables. This gives you 9 different possibilities. For the most powerful system, you'd choose the 5000, the SP-2000 speaker sys-

tem and the SR-4040BC turntable. Extend the same possibilities to the other receivers, and you end up with no fewer than 87 ways to build for all power requirements and all budget ranges.

51 WAYS TO PROFESSIONAL STEREO

CONTROL AMPLIFIERS	TUNERS	SPEAKERS						TURNTABLES			HEADPHONE
AU-777/70W	TU-777	SP-2000 70W	SP-300 50W	SP-200 40W	SP-100 25W	SP-50 25W		SR-4040BC	SR-3030BC	SR-2020BC	SS-2
AU-555/60W	TU-555		SP-300 50W	SP-200 40W	SP-100 25W	SP-50 25W		SR-4040BC	SR-3030BC	SR-2020BC	SS-2
AU-222/46W	TU-555			SP-200 40W	SP-100 25W	SP-50 25W	SP-30 20W	SR-4040BC	SR-3030BC	SR-2020BC	SS-2
AU-111/96W	TU-777	SP-2000 70W	SP-300 50W	SP-200 40W	SP-100 25W			SR-4040BC	SR-3030BC	SR-2020BC	SS-2


WOOD CASES

MODEL NO.	AMPLIFIER MODEL NO.	HEIGHT	WIDTH	DEPTH
C-1	3000A	19"	8 $\frac{3}{16}$ "	14 $\frac{7}{8}$ "
C-4	400	17 $\frac{3}{16}$ "	6 $\frac{3}{16}$ "	13 $\frac{3}{16}$ "
C-5	AU-777	17 $\frac{1}{4}$ "	6 $\frac{1}{4}$ "	12 $\frac{1}{4}$ "
C-6	2000	17 $\frac{1}{4}$ "	6 $\frac{1}{4}$ "	14"
C-7	5000	18 $\frac{1}{4}$ "	6 $\frac{1}{4}$ "	13 $\frac{3}{16}$ "
C-8	TU-777	18 $\frac{1}{2}$ "	6 $\frac{1}{4}$ "	12 $\frac{1}{4}$ "
C-9	AU-555	18 $\frac{1}{2}$ "	6 $\frac{1}{4}$ "	10 $\frac{3}{8}$ "
C-10	AU-222 TU-555	18 $\frac{1}{2}$ "	6 $\frac{1}{4}$ "	10 $\frac{3}{8}$ "

Handsomely finished wooden cabinets are available as optional extras for the Sansui amplifiers and receivers listed in this chart. Each case is fabricated of selected wood, is designed for proper ventilation, and has been precision mitered for immediate mounting. All feature rich oiled-walnut finishes. In the event a cabinet is not available here for the component of your choice, instructions for making a custom cabinet for all Sansui amplifiers and receivers are supplied with each component.

Sansui[®]

SANSUI ELECTRIC COMPANY LIMITED 14-1, 2-CHOME, IZUMI, SUGINAMI-KU, TOKYO, JAPAN



STEREO *Sansui*[®]